



E550 F

Automatic edge bander
with inferior glue pot hot melt (EVA),
chain panel feeding and pre-milling

E550 CRF

Automatic edge bander
with inferior glue pot hot melt (EVA),
chain panel feeding and pre-milling
and corner rounding unit



Website



E550 CRF



YouTube

E550 F | E550 CRF

Automatic edge bander with inferior glue pot hot melt (EVA), chain panel feeding and pre-milling and corner rounding unit (E550 CRF)



- Maximum finishing quality
 - ✓ Chain feeding system
 - ✓ Pre-milling
 - ✓ Corner rounding unit (E550 CRF)
 - ✓ 3 free spaces for finishing units

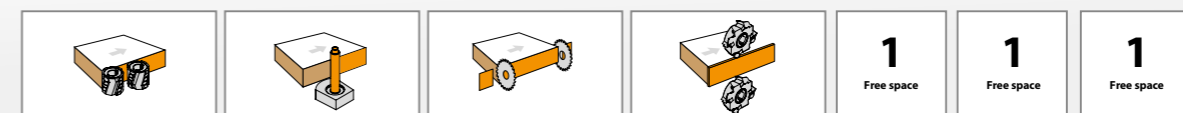
- High performance
 - ✓ 9 m/min feed speed
 - ✓ 50 mm panel height
 - ✓ 3 mm edge coils
 - ✓ 5 mm solid wood strips

- Minimum space occupied
 - ✓ 3.2 m (E550 F)
 - ✓ 3.7 m (E550 CRF)

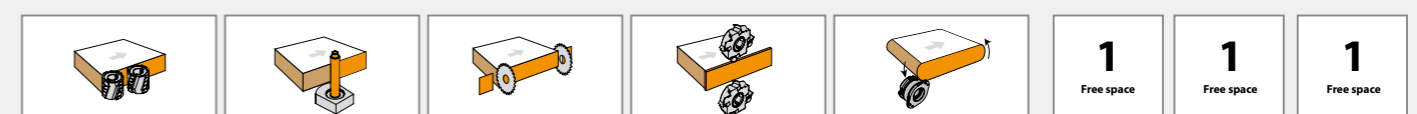
- Easy to use
 - ✓ Unit settings with a piece of edge
 - ✓ Easy and intuitive use of machine
 - ✓ Flush trimmers with multiprofile tool (thin-radius-solid wood)

THINK COMPACT EDGE EASY

E550 F



E550 CRF



Standard

TOUCHME



Standard



Scheduled maintenance:

	16000	
	15000	
	657	
	60	
	50	
	1	
	30	
	27	
	0	

Memoizable programs:

0.5MM 2PASS

1 2 3 4 5 6 7 8

9 10 11 12 13 14 15

Touchscreen control
Easy to use, Intuitive and Immediate

- 7", Opt. 10" Colour display
- Possibility of processing with storable programs
- Impossible to go wrong; the graphic visualizes directly the result of the process on the edged panel
- Just one click to choose the desired workmanship

Corner rounding:

mm 0 mm

R R

End trimming VR opt.:

mm 0 mm

R R

E550_F

E550_{CRF}

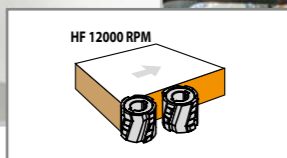
Standard

E550 F | E550 CRF

THINK COMPACT EDGE EASY



Standard



Feeding fence


PRACTICALITY AND PRECISION

- Feeding fence with micrometric adjustment and numerical dial for the measurement of the removal
- Variable milling up to 2 mm max with 8 - 50 mm panel height

Pre-milling

INVISIBLE GLUEING LINE


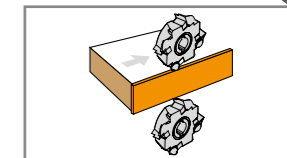
- DIAMOND tools $\varnothing=60\text{mm}$ H= 54mm
- HF motors 200 Hz - 12.000 rpm - 0.75 kW (each)
- Dedicated suction system and blower for panel cleaning before glueing



Flush Trimming unit

THREE PROCESSES

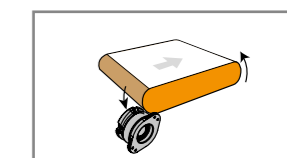
- Quick changes between machining processes for thin edge, radiused edge and solid edge
- The system "reads" the edge thickness, making mistakes impossible!
- No. 2 motors HF 200 Hz - 12.000 rpm - 0,37 Kw



Corner Rounding unit (E550 CRF)

PERFECT FINISHING

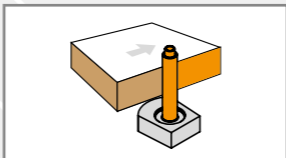
- Finishing of front and rear corners on straight, bevelled and postformed panels
- Diamond cutterblock
- Possibility to select from PLC the processed front, rear or complete panel



Glueing unit

PERFECT GLUEING, QUICK AND PRACTICAL SET-UPS

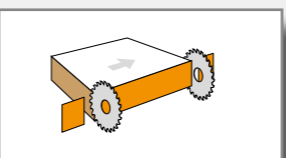
- 6 heating elements to guarantee uniform glue temperature.
- Motorized glue spreading roller with an internal electrical heating element.
- Inferior Teflon-coated glue pot to permit complete and rapid cleaning.



End Trimming unit

PERFORMANCE AND VERSATILITY

- 2 blades for perfect front/rear end trimming on all types of edges
- Operating cycle controlled by PLC
- Blade rotation speed - 12,000 rpm
- Integrated suction system

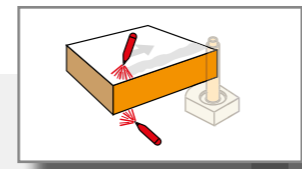


Anti-adherence / release agent spraying unit



INSTANT PERFECT CLEANING


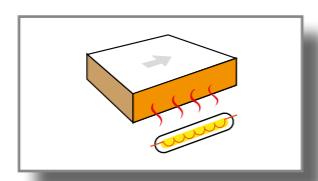
- Spray function controlled by PLC
- 2 sprayers (lower and upper) and liquid tank




Infrared lamp

TO GUARANTEE THE BEST GLUEING CONDITIONS

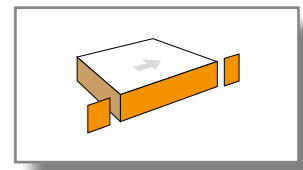

- Creates the best conditions for perfect glueing.
- Heats panels and removes all traces of dampness.




VR2 or VS2 end trimming group with vertical rounding or bevel function



- VR2 or VS2 end trimming group to remove and mill edge excess on front/rear side of the panel
- **2 processing modes:**
 - "VR2" radius (ABS and PVC thick edges) straight (thin edges and wooden strips) - or
 - "VS2" bevel (thin edges) straight (thin edges and wooden strips)
- Unit managed by the electronic control with the possibility to specifically choose the processing mode for the front and the rear of the panel
- High frequency motor 0,27kW - 12.000 rpm
- Integrated dust extraction system

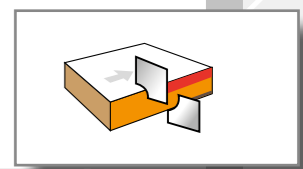


Edge Scraper with optionals




PERFECT PLASTIC EDGES EVEN IN BACKLIGHT

- Edge scraper unit Recommended for perfect finishing of the edge of plastic material.
- Regulation with numeric indicators
- Blowers for detachment and discharge of wood chips
- Pneumatic exclusion managed by touchscreen control Opt.

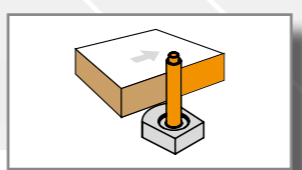


Interchangeable inferior glueing unit "Flex"

MAXIMUM FLEXIBILITY



- Quick release device for fast and easy replacement of the glue pot
- Interchangeable inferior glueing pot Teflon-coated to permit complete and rapid cleaning
- Glue pot capacity 1 kg
- Thermal regulation settable on two different temperatures based on the type of glue used
- Automatic standby during the work breaks

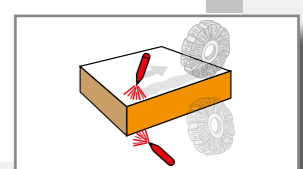


Cleaning spray agent unit




MIRROR FINISHING

- Spray function controlled by PLC.
- No. 2 sprayers (lower and upper) and liquid tank.

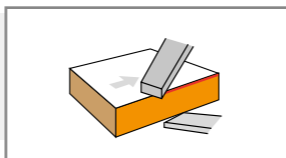


Glue Scraper with optionals



REMOVAL OF EXCESS GLUE


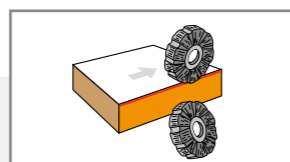
- Copier discs with automatic cleaning system.
- Two separate knobs which allow an easy positioning of the tool and a fast exclusion of the unit.
- Pneumatic exclusion managed by Touchscreen control Opt.



Buffing unit

BRIGHT AND SHINY EDGES

- Uniform colouring even on processed edges.
- Panel cleaning
- No. 2 motors independent rotating at 1.400 rpm.
- No. 2 brushes diameter 120 mm



Internal LED light

ALL UNITS UNDER CONTROL

- The internal led lights on the units allow to make adjustments in safety, even with bad outside lighting



Extra panel supporting roller conveyor.

- Improves the processing of large panels.



E550F/E550CRF
L 2594mm / L 3080mm

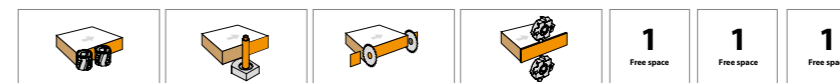
Technical features

Min./max. panel height	min 8 - max 50 mm
Min./max. edge thickness	0,4 - 3 mm (coils) / 0,4 - 5 mm (solid wood)*
Panel width	min. 70 mm
Panel length (Side being processed) with standard End trimming unit	min. 110 mm
Minimum panel length (processed side) with End trimming unit/VS2/VR2	110 mm
Panel feed speed	9 rpm
Pre-milling motors (each)	200 Hz - 12.000 rpm - 0,75 kW
Glue pot heating element	1490 W - Nr. 6 cartridges
End trimming motor	200 Hz - 12.000 rpm - 0,22 kW
Flush trimming motors (each))	200 Hz - 12.000 rpm - 0,22 kW
Cutterblocks with combined WIDIA disposable Knives (radius/bevelled)	Ø 75 mm Z4 - hole Ø 16 mm
Total power installed	5 kW

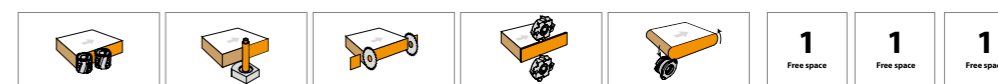
* the maximum thickness of the solid wood depends on wood hardness

Compositions

E550 F



E550 CRF




■ Options for free spaces



Overall dimensions



E550F ap.520 Kg.
E550CRF ap.625 Kg.



THINK COMPACT EDGE EASY



Casadei Industria WOOD S.r.l. a Socio Unico
Via Guardia di Rocca, 14 - 47899 Serravalle
Repubblica di San Marino
Tel. +378 0549 960011 - Fax +378 0549 955010
www.casadei-industria.com