






# EXTRA 2 FUNCTION LINE

[Go back](#)

Corner notching aggregate and underneath operations on 5-axis

## Technical Data

 Drilling	3000 - 9000 (RPM)	●
 Milling	up to 12.000 (RPM)	●
 Sawing	Tool Ø 150mm / Cutting depth max. 45mm / Speed 7000 - 10000 (RPM)	◐
 Sanding		◐
Working direction	horizontal	✓
	Operation underneath	✓
	fix	✓
Number of tooloutputs		1
gear ratio		1:1,5
 lubrication: grease		

Legend:



very suitable



partly suitable

## Product Information



## Advantages

1. Corner notching in doors for glass inlays
2. Extremely compact design
3. Max. cutting depth of 55-105 mm
4. Cutting operations underneath the workpiece on 5-axis cnc machining centres

## Product images and videos

