





# EXTRA FUNCTION LINE

[Go back](#)

Lock recess router aggregate in offset design

## Technical Data

 Drilling	3000 - 9000 (RPM)	●
 Milling	bis zu 15.000 (RPM)	●
	bis zu 18.000 (RPM)	◐
 Sanding		◐
Working direction	horizontal	✓
	fix	✓
Number of tooloutputs		2
gear ratio		1:1,5
 lubrication: grease		

Legend:



very suitable



partly suitable

## Product Information



## Advantages

1. Smooth operation with high quality bevel gear sets
2. Max. speed up to 18,000 RPM
3. One aggregate only for lock recess milling and locking plate slot

## Product images and videos

