






QUATTRO FUNCTION LINE

[Go back](#)

Aggregate with 4 tool outputs

Technical Data

 Drilling	3000 - 9000 (RPM)	●
 Milling	up to 15.000 (RPM)	●
	up to 18.000 (RPM)	◐
 Sawing	Tool Ø 200mm / SCutting depth max. 70mm / Speed 5200 - 7000 (RPM)	●
 Sanding		◐
Working direction	horizontal	✓
	fix	✓
Number of tooloutputs		4
gear ratio		1:1,5
		

Legend: ● very suitable ◐ partly suitable

Advantages

1. Flexible combination of tool connections: ER 32; ER 25; modular tool interface, saw blade flange with Weldon.
2. Speed up to max. 18,000 RPM.
3. Very high rigidity due to one solid spindle for challenging operations in 100 % duty cycle.
4. Also available in the versions DUO, MONO, MONO fixed angle.

Product Information



Product images and videos

